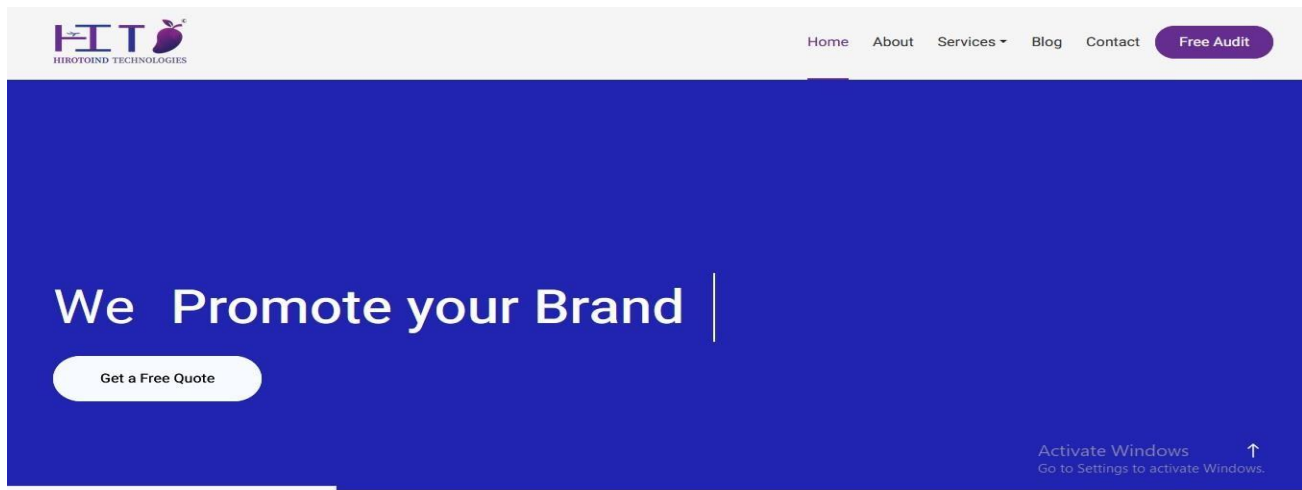


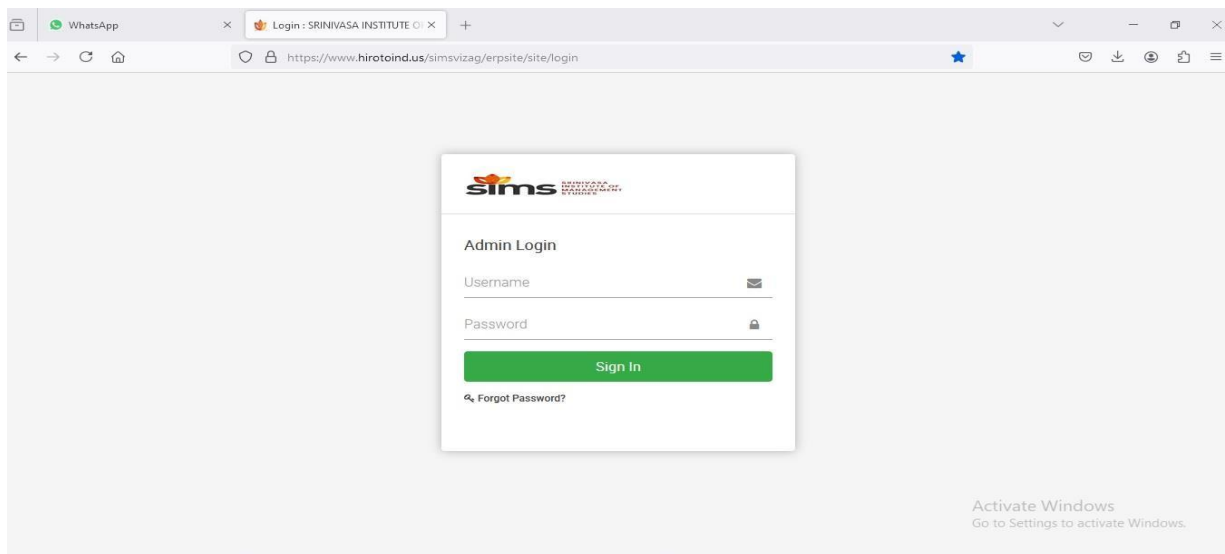
Screen shorts of user interfaces of each module reflecting the name of the HEI

The name of the ERP Software used in the college is HirotoInd-college Management software

1. Website:



2. Login Page:





3. Admission:

4. Administration



5. Accounts:

The screenshot shows the 'Accounts' section of the SIMS administration portal. The 'Add Income' form is active, and the 'Income List' table is empty. The interface includes a search bar, a sidebar menu, and a Windows taskbar at the bottom.

6. Examinations:

The screenshot shows the 'Examinations' section of the SIMS administration portal. The 'Add Exam Group' form is active, and the 'Exam Group List' table is empty. The interface includes a search bar, a sidebar menu, and a Windows taskbar at the bottom.

Examinations Enrolment and Fee Payment to Andhra University, Visakhapatnam

The Enrolment and Examinations Fee Payment of Andhra University, Visakhapatnam shall be performed through Andhra University Website. The procedure has been mentioned below.

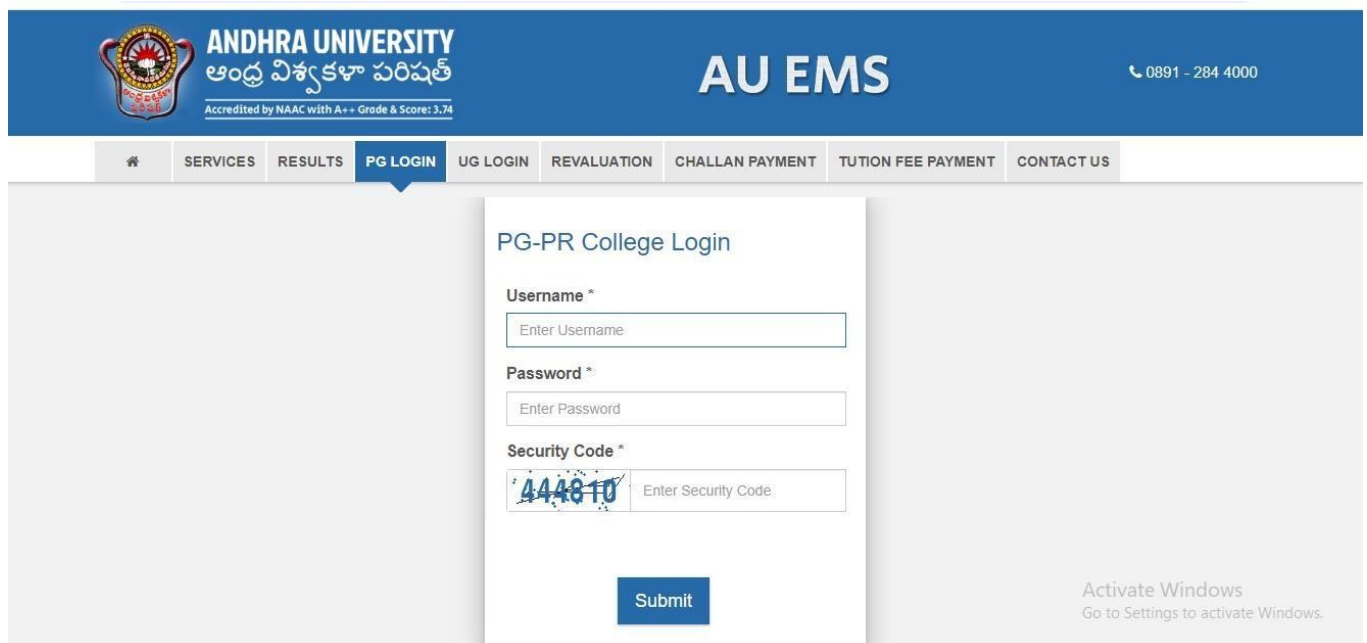
1. Andhra University Login page:



The screenshot shows the Andhra University EMS website. The header includes the university logo, name in Telugu and English, and the acronym AU EMS. The navigation menu includes SERVICES, RESULTS, PG LOGIN, UG LOGIN, REVALUATION, CHALLAN PAYMENT, TUTION FEE PAYMENT, and CONTACT US. The main content area is divided into PG UPDATES and UG UPDATES. The PG Updates section displays a table of updates with columns for S.No, Date, and Update. A search bar is also present.

S.No	Date	Update
1	13/06/24	M.Sc(All Branches), BFA-MFA Second Semester(1-2) Examinations Time table, July 2024 Click here new
2	12/06/24	LL.B(3Years) and LL.B(5Years) Fourth Semester(2-2) Examinations(Grading and New Grading System) Time Table, July 2024 Click here new
3	10/06/24	B.Tech/B.Tech+M.Tech Special Examinations Time Table, June 2024 Click here new
4	03/06/24	B.ED(2Years) Fourth Semester(2-2) Regular Examinations Time table, July/August 2024 Click here
5	03/06/24	B.ED(2Years) First Semester(1-1) Regular Examinations Time table, July/August 2024 Click here
6	03/06/24	M.A Pali and Buddhist Studies First Semester Online Student Enrollment and Examination Registration Schedule July, 2024 Click here

2. Andhra University PG Login:



The screenshot shows the PG-PR College Login page on the Andhra University EMS website. The header is identical to the previous screenshot. The navigation menu is the same, but the PG LOGIN option is highlighted. The main content area features a login form with the following fields:

- Username * (Enter Username)
- Password * (Enter Password)
- Security Code * (444810, Enter Security Code)

A Submit button is located below the form. An 'Activate Windows' watermark is visible in the bottom right corner.

3. Andhra University UG Login:

ANDHRA UNIVERSITY HOME UG LOGIN CHALLAN PAYMENT CHALLAN RECEIPTS SPECIAL HALLTICKETS Mon-Sat : 10:00 AM to 5:30 PM

ABSENTEES ENTRY FOR PG, PROFESSIONAL & B.TECH COURSES COLLEGE LOGIN-->

Notifications

- UG II SEMESTER (2023 BATCH REGULAR) EXAM REGISTRATION AVAILABLE NOW
- WITH OUT FINE LAST DATE IS (25-06-2024)
- WITH FINE 2000/- LAST DATE IS (29-06-2024)
- with fine + additional fine 100/- per day last date is (01-07-2024)
- CLICK HERE for UG TOPPERS LIST FOR THE ADMITTED BATCH 2021-2024
- CLICK HERE for UG VI SEMESTER INTERNSHIP Results
- Register ABC | Academic Bank of Credits
Click here for Supported Document
- CLICK HERE to Apply for UG Revaluation

ANDHRA UNIVERSITY UG College Login

Username: college_326

Password:

Verification Code: 6A7423

Enter Verification Code

Login

Forgot Password? Activate Windows

4. Overview of Andhra University Computerized Examination System:

ANDHRA UNIVERSITY ANDHRA UNIVERSITY 326 - S.I.M.S. DEGREE COLLEGE

TECHNICAL SUPPORT : 9394322301 - Mon-Sat : 10:00 AM to 5:30 PM

If You Any Issue Please Raise Ticket

UG Semester Pattern (CBCS) Examination Links

- CLICK HERE for 2 SEMESTER REGULAR EXAM ENROLLMENT
- CLICK HERE for Exam Enrollment Checklist
- CLICK HERE for Challan List
- CLICK HERE for HALLTICKETS DOWNLOAD
- CLICK HERE for SEF-7 DOWNLOAD
- CLICK HERE for Absentees Entry
- CLICK HERE for Student OMR Status
- CLICK HERE for VI SEMESTER INTERNSHIP RESULTS BULK DOWNLOAD
- CLICK HERE for Student Check List(s)
- CLICK HERE for Result Checking
- CLICK HERE for Student Readmission/Transfer

Home Enrollment Exam Enrollment Marks Entry Reports Results Instant Exam Registration Special Exam Enrollment YEAR END SPECIAL DRIVE

Activate Windows

5. Andhra University Student Enrolment:

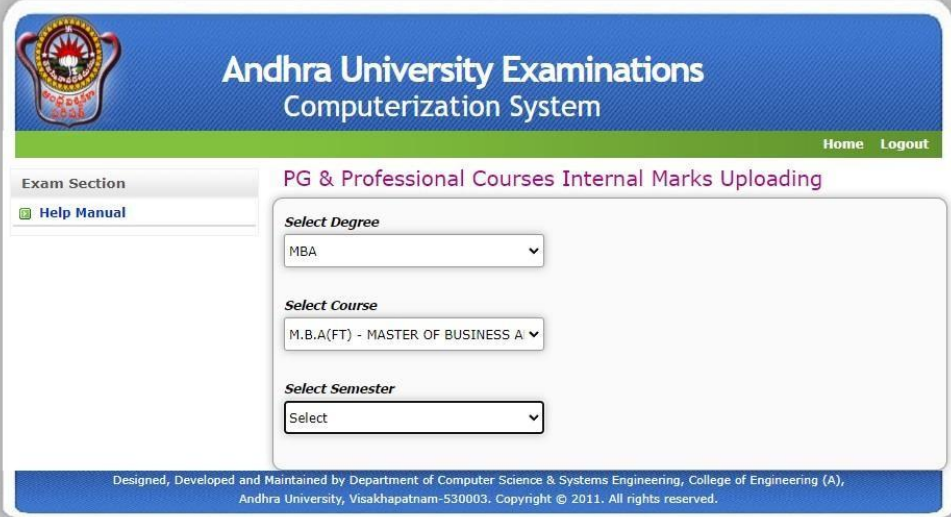
The screenshot shows the 'Student Enrollment' page of the Andhra University Examinations Computerization System. The page header includes the university logo and the text 'Andhra University Examinations Computerization System' with 'Home' and 'Logout' links. A 'Links' sidebar on the left contains 'New Student' and 'List of Students'. The main content area features a title 'Student Enrollment' and a note: 'Student Enrollments can be Done on Submitting Your Registered Courses' Intake of this College at the Computer Centre'. The enrollment form includes the following fields and options:

- Admit Type:** Select (dropdown)
- Registered No.:** Text input
- Aadhaar Card No.:** Text input (Mandatory)
- Candidate Name:** Text input (As Per S.S.C only)
- Father Name:** Text input (As Per S.S.C only)
- Mother Name:** Text input
- Gender:** Radio buttons for Male and Female
- Date of Birth:** Text input (DD-MM-YYYY)
- Mole1:** Text input (As Per S.S.C only)
- Mole2:** Text input (As Per S.S.C only)
- Religion:** -- select -- (dropdown)
- Caste Category:** -- select -- (dropdown)
- Physically Challenged:** Radio buttons for Yes and No (No is selected)
- Foreign Student:** Radio buttons for Yes and No (No is selected)
- Nationality:** Text input with 'Ex: INDIAN' as a placeholder

6. Andhra University Exam Enrolment:

The screenshot shows the 'EXAM ENROLLMENT BULK - FOR REGULAR SEMESTERS (II-Semester Registrations)' page. The page header includes the Andhra University logo, 'ANDHRA UNIVERSITY', and '326 - S.I.M.S. DEGREE COLLEGE'. A sidebar on the left lists navigation options: Home, Enrollment, Exam Enrollment, Marks Entry, Reports, Results, Instant Exam Registration, Special Exam Enrollment, and YEAR END SPECIAL DRIVE. The main content area features a red warning message: 'Please fill all the student details before exam registration'. Below this, there are several dropdown menus for 'COURSE', 'GROUP', 'SECOND LANGUAGE', 'SEMESTER', and 'CLUSTER'. A 'STUDENTS LIST' box displays 'Students are not found'. At the bottom, there are fields for 'Fine Amount : 0' and 'Amount To Be Paid Per Student (Rs) : 0', along with 'Enroll' and 'Clear' buttons. A 'PLEASE VERIFY SYLLABUS' section shows 'No.of Subjects : 0' and 'Add Papers' with a box displaying 'Papers are not found'. A watermark 'Activate Windows Go to Settings to activate Windows.' is visible in the bottom right corner.

7. Andhra University Internal Marks Uploading :



The screenshot displays the 'Andhra University Examinations Computerization System' interface. The header features the university's logo and the text 'Andhra University Examinations Computerization System' with 'Home' and 'Logout' links. A left sidebar contains 'Exam Section' and 'Help Manual'. The main content area is titled 'PG & Professional Courses Internal Marks Uploading' and contains three dropdown menus: 'Select Degree' (MBA), 'Select Course' (M.B.A(FT) - MASTER OF BUSINESS A), and 'Select Semester' (Select). The footer includes a copyright notice: 'Designed, Developed and Maintained by Department of Computer Science & Systems Engineering, College of Engineering (A), Andhra University, Visakhapatnam-530003. Copyright © 2011. All rights reserved.' An 'Activate Windows' watermark is visible in the bottom right corner.

Andhra University Examinations
Computerization System

Home Logout

Exam Section
Help Manual

PG & Professional Courses Internal Marks Uploading

Select Degree
MBA

Select Course
M.B.A(FT) - MASTER OF BUSINESS A

Select Semester
Select

Designed, Developed and Maintained by Department of Computer Science & Systems Engineering, College of Engineering (A),
Andhra University, Visakhapatnam-530003. Copyright © 2011. All rights reserved.

Activate Windows